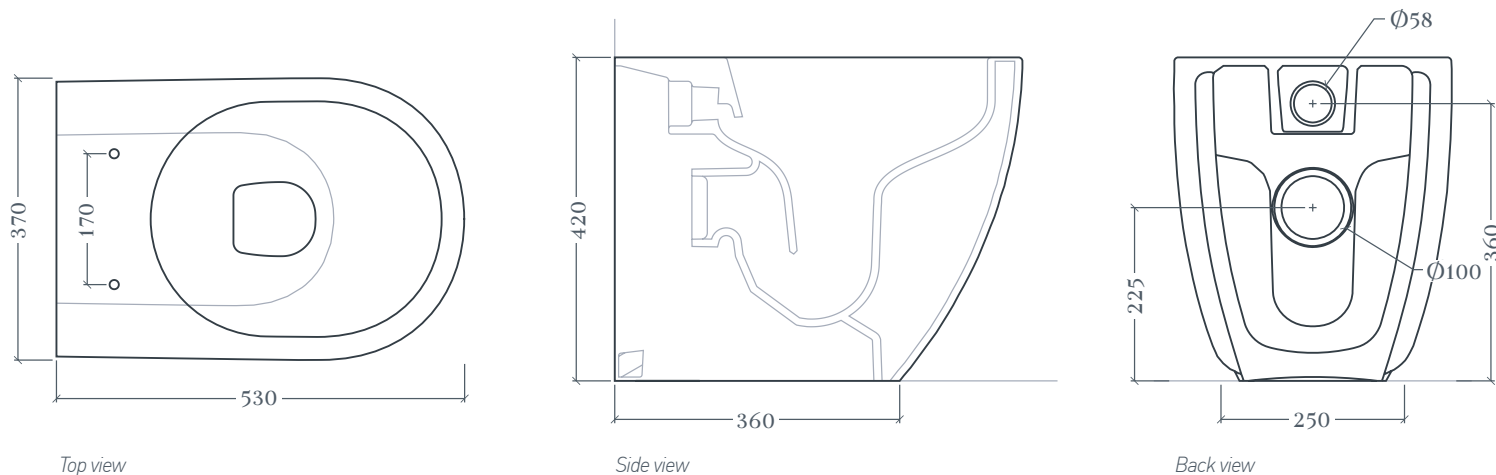


## FILE 2.0 THE.REEL | FLV007

WC terra filomuro traslato NEW scarico vortice 37\*53 H42  
NEW back to wall whirl-flush WC with adjustable flush 37\*53 H42

Peso: KG 26  
Weight: KG 26



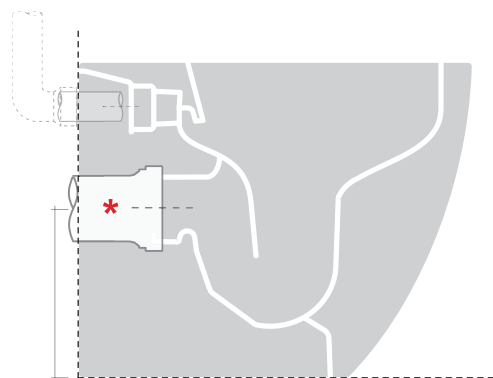
Top view

Side view

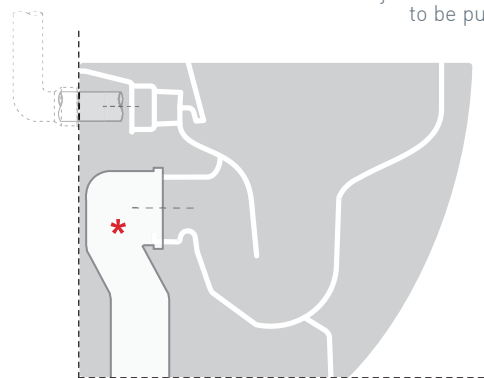
Back view

### ADJUSTABLE FLUSH SYSTEM TYPES

\* Connessioni di scarico regolabili da acquistare separatamente  
Adjustable drainage connections to be purchased separately



Scarico a parete predisposto - h. da 18 a 22,5 cm  
Wall discharge arrangement - h. from 18 to 22,5 cm



Scarico a pavimento predisposto - da 8 a 17 cm  
Arrangement discharge to floor - from 8 to 17 cm

N.B. Le misure indicate possono subire una variazione dell'0,6% circa, dovuta ad usura stampi e a variazioni delle caratteristiche tecniche relative alle materie prime che compongono l'impasto.

N.B. Indicated size could have a variation of about 0,6% due to usure of the moulds or the variations of the materials' technical characteristics used in the mixture.

## FILE 2.0 THE.REEL | FLV007

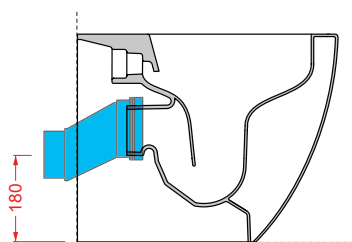
WC terra filomuro traslato NEW scarico vortice 37\*53 H42  
 NEW back to wall whirl-flush WC with adjustable flush 37\*53 H42

Peso: KG 26  
 Weight: KG 26

### WALL DISCHARGE ARRANGEMENT

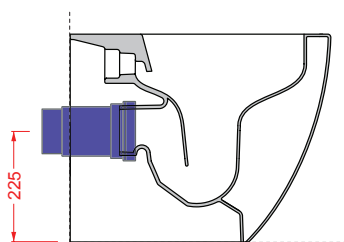
#### ACA075

Raccordo scarico parete P traslato  
 P trap adjustable pipe



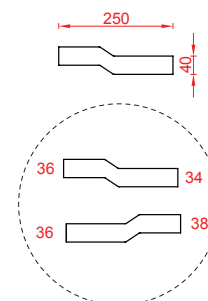
#### ACA004

Raccordo scarico parete P  
 Pipe at wall P



#### ACA035

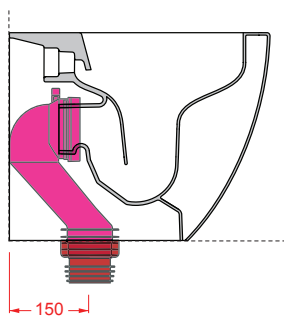
Cannotto traslato per modifica  
 ingresso acqua +/- 2 cm  
 Adjustable pipe for water inlet  
 change +/- 2 cm



### FLOOR DISCHARGE ARRANGEMENT

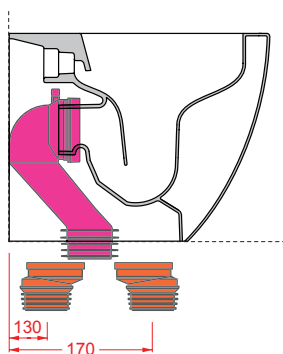
#### ACA074 + ACA076

Curva tecnica traslata + manicotto concentrico  
 Adjustable pipe + concentric pipe



#### ACA074 + ACA077

Curva tecnica traslata + manicotto eccentrico 2 cm  
 Adjustable pipe + eccentric pipe 2 cm

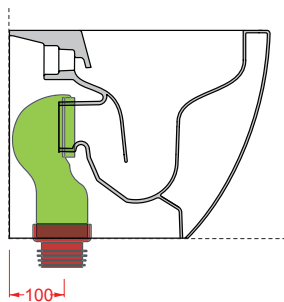


*Connessioni di scarico regolabili grazie agli  
 abbinamenti delle curve con i manicotti (concentrico  
 od eccentrici) - da acquistare separatamente*

*Adjustable drainage connections thanks to the  
 combinations of the curves with the pipes (concentric  
 or eccentric) - to be purchased separately*

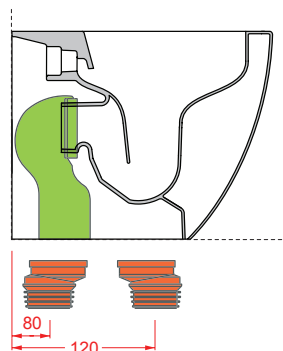
#### ACA005 + ACA076

Curva tecnica S + manicotto concentrico  
 Elbow at floor S + concentric pipe



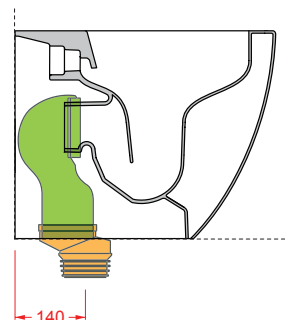
#### ACA005 + ACA077

Curva tecnica S + manicotto eccentrico 2 cm  
 Elbow at floor S + eccentric pipe 2 cm



#### ACA005 + ACA078

Curva tecnica S + manicotto eccentrico 4 cm  
 Elbow at floor S + eccentric pipe 4 cm



## FILE 2.0 THE.REEL | FLV007

WC terra filomuro traslato NEW scarico vortice 37\*53 H42  
NEW back to wall whirl-flush WC with adjustable flush 37\*53 H42

Peso: KG 26  
Weight: KG 26

Prestazioni ottimizzate e maggiore igiene grazie al nuovo sistema di scarico **The.Reel**; combinato con **The.Saniglaze**, lo speciale trattamento perfettamente integrato nella superficie della ceramica, che garantisce una protezione antibatterica ed easy-to-clean.

Better performance and a more efficient cleaning system thanks to **The.Reel** feature; combined with **The.Saniglaze**, a special treatment perfectly integrated in the ceramic surface, which guarantees antibacterial protection and easy-to-clean.

*ATTENZIONE! Si consiglia l'installazione di cassette standard 4.2, con volume di scarico non superiore a 5 L*  
*ATTENTION! We recommend the installation of standard 4.2 cisterns, with a drainage volume not exceeding 5 L*



### THE.REEL & THE.SANIGLAZE FEATURES



eliminazione della Brida  
elimination of the Rim

flusso a vortice d'acqua  
vortex flushing system

ottimizzazione del lavaggio  
optimized washing



flusso ottimizzato  
optimized flow



rumorosità ridotta  
silent



igiene profonda  
total hygiene



maggiore brillantezza  
a brighter sheen



velocità di pulizia  
quick cleaning



rispetto per l'ambiente  
respect for the enviroment



superficie più liscia  
smoother surface